

A stylized sunburst graphic with yellow and orange rays emanating from a central point, partially obscured by the text.

**RAYTOWN SCHOOLS
WELLNESS CENTER**

*day of
hope*

ITEMS

- History of the Wellness Center
- Important Attendance Data
- Jan Financial Comparisons
- Old Equipment vs New Equipment
- Pool Area
- Class Offerings

all of
hope

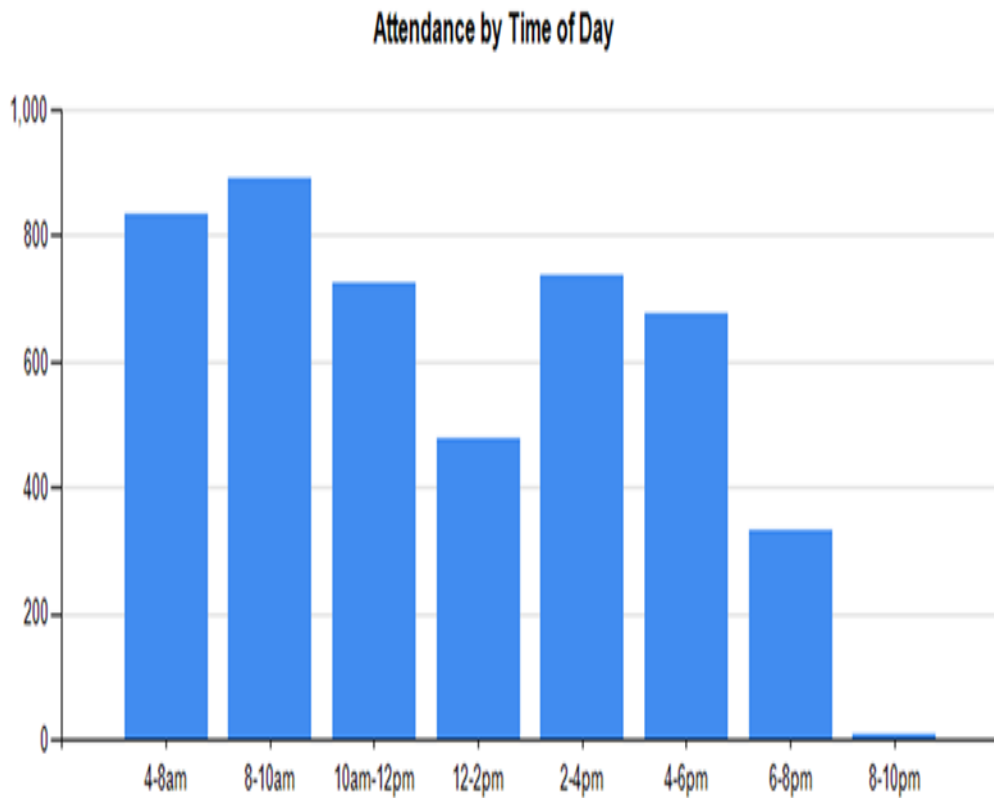
Wellness Center History

- Renovation of YMCA
- Wellness Center Opened in late November 2015
- Care Clinic Addition
- Excited Community

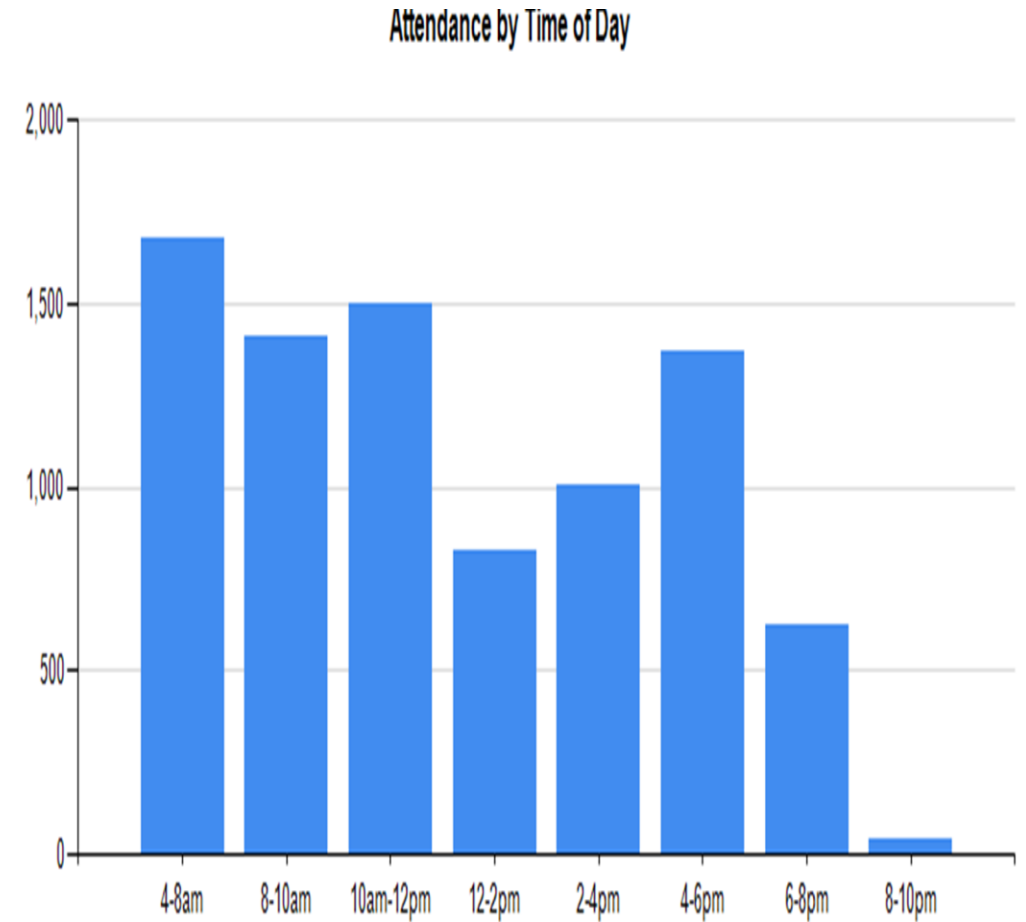


*day of
hope*

Jan 22 vs 23 (by the Numbers)



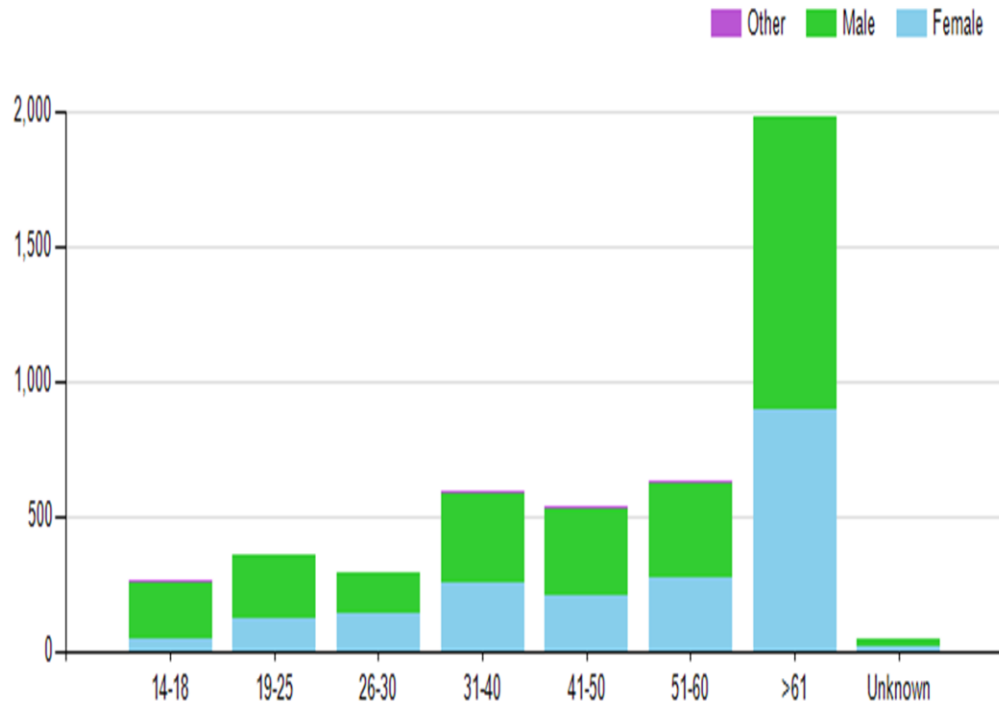
4680



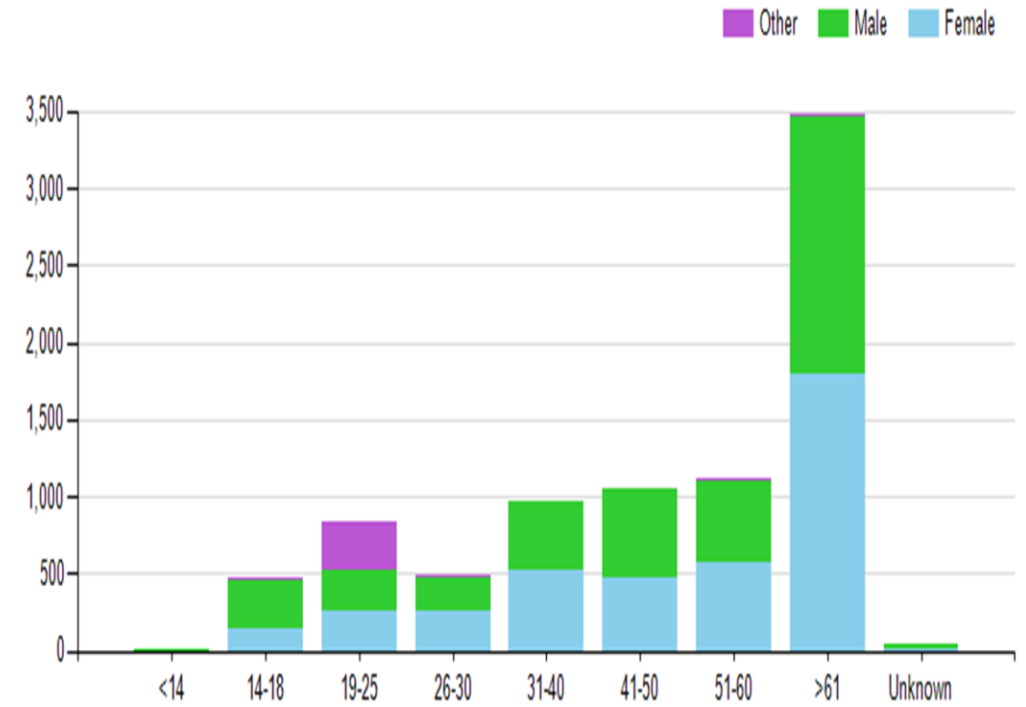
8445

Jan 22 vs 23 (by age)

Attendance by Age



Attendance by Age



Jan 22 vs Present Financials

Gross Sales Summary - Raytown Schools Wellness Center (3380) 7/1/2021 - 6/30/2022

	\$ Amount	%	Sales Tax	Total
NET REVENUE	\$218,410.00	-	\$0.00	\$218,410.00
SUBTOTAL - Gross Revenue	\$220,259.00	-	\$0.00	\$220,259.00
Total Payments Made	\$220,259.00	100.0%	\$0.00	\$220,259.00
Client Credit Purchased	\$0.00	0.00%	-	\$0.00
Payments	\$212,892.00	96.7%	\$0.00	\$212,892.00
Membership	\$212,872.00	100.0%	\$0.00	\$212,872.00
Membership Add On	\$0.00	0.0%	\$0.00	\$0.00
Services	\$0.00	0.0%	\$0.00	\$0.00
PT Services	\$0.00		\$0.00	\$0.00
Non-PT Services	\$0.00		\$0.00	\$0.00
Fees	\$0.00	0.0%	\$0.00	\$0.00
Manual Invoices	\$20.00	0.0%	\$0.00	\$20.00
Products	\$7,367.00	3.3%	\$0.00	\$7,367.00
Past Dues	\$0.00	0.0%	\$0.00	\$0.00
Membership	\$0.00	0.0%	\$0.00	\$0.00
Membership Add On	\$0.00	0.0%	\$0.00	\$0.00
Services	\$0.00	0.0%	\$0.00	\$0.00
PT Services	\$0.00		\$0.00	\$0.00
Non-PT Services	\$0.00		\$0.00	\$0.00
Fees	\$0.00	0.0%	\$0.00	\$0.00
Manual Invoices	\$0.00	0.0%	\$0.00	\$0.00



\$17,487

Gross Sales Summary - Raytown Schools Wellness Center (3380) 7/1/2022 - 1/31/2023

	\$ Amount	%	Sales Tax	Total
NET REVENUE	\$152,786.00	-	\$0.00	\$152,786.00
SUBTOTAL - Gross Revenue	\$153,694.00	-	\$0.00	\$153,694.00
Total Payments Made	\$153,807.00	100.0%	\$0.00	\$153,807.00
Client Credit Purchased	\$93.00	0.06%	-	\$93.00
Payments	\$146,494.00	95.2%	\$0.00	\$146,494.00
Membership	\$146,474.00	100.0%	\$0.00	\$146,474.00
Membership Add On	\$0.00	0.0%	\$0.00	\$0.00
Services	\$0.00	0.0%	\$0.00	\$0.00
PT Services	\$0.00		\$0.00	\$0.00
Non-PT Services	\$0.00		\$0.00	\$0.00
Fees	\$0.00	0.0%	\$0.00	\$0.00
Manual Invoices	\$20.00	0.0%	\$0.00	\$20.00
Products	\$7,220.00	4.7%	\$0.00	\$7,220.00
Past Dues	\$0.00	0.0%	\$0.00	\$0.00
Membership	\$0.00	0.0%	\$0.00	\$0.00
Membership Add On	\$0.00	0.0%	\$0.00	\$0.00
Services	\$0.00	0.0%	\$0.00	\$0.00
PT Services	\$0.00		\$0.00	\$0.00
Non-PT Services	\$0.00		\$0.00	\$0.00
Fees	\$0.00	0.0%	\$0.00	\$0.00
Manual Invoices	\$0.00	0.0%	\$0.00	\$0.00


\$22,849

Equipment View 2016-22 vs NEW





Continued




TREADMILL AREA



Treadmill View 2016-22 vs NEW



Continued



Bike View 2016-22 vs NEW




Pool Area



CLASS OFFERINGS

GROUP FITNESS SCHEDULE

Time	Monday	Tuesday	Wednesday	Thursday	Friday	Saturday
9:00						Hip-Hop Step 9:00a-9:50a Shannon
9:30		Mindful Morning Yoga 9:30a-10:20a Danielle		Mindful Morning Yoga 9:30a-10:20a Danielle		
10:30						Zumba 10:30a-11:20a Jacqueline
11:40			SilverSneakers Circuit 11:40a-12:30p Nina		SilverSneakers Circuit 11:40a-12:30p Nina	Cardio Fitness 11:40a-12:30p Nina
1:00			Aqua Fit 1:00p-1:50p Nina		Aqua Fit 1:00p-1:50p Nina	
3:00		HIIT 3:00p-3:50p Mike		HIIT 3:00p-3:50p Mike		
4:00		HIIT 4:00p-4:50p Mike		HIIT 4:00p-4:50p Mike		
5:00		Spin/Cycle (13 person limit) 5:00p-5:50p Nina	Gentle Yoga 5:30p-6:20p Danielle	Spin/Cycle (13 person limit) 5:00p-5:50p Nina		
5:30	Yoga 4 All 5:30p-6:20p Chelsea					
6:00		R&B/Hip-Hop Line Dancing 6:00p-6:50p Regina		Zumba 6:00p-6:50p Jacqueline		
6:30	Hip-Hop Step 6:30p-7:20p Shannon					



QUESTIONS

*day of
hope*