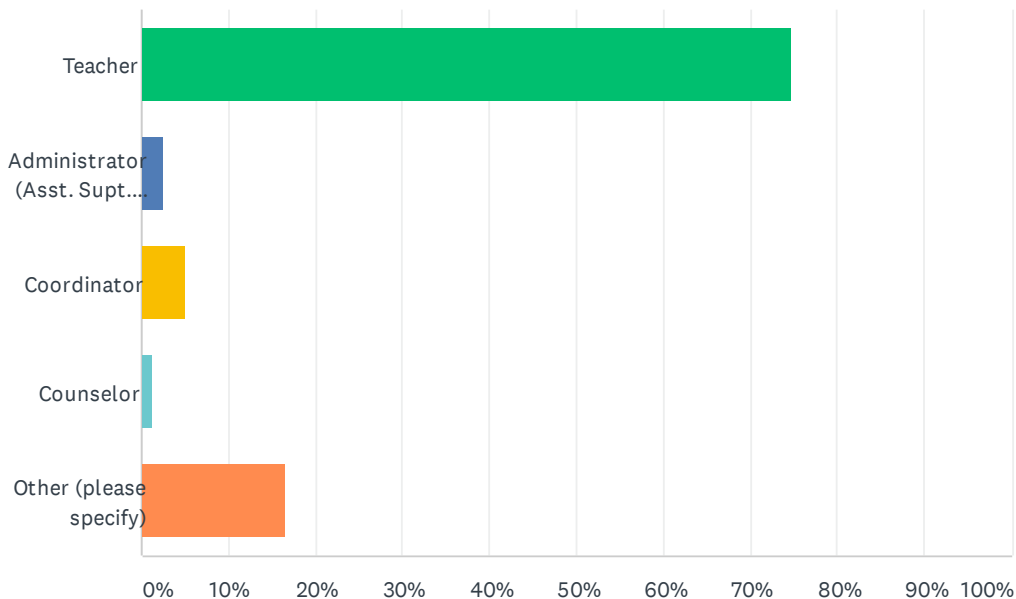


# Q1 What is your current position with the Raytown School District?

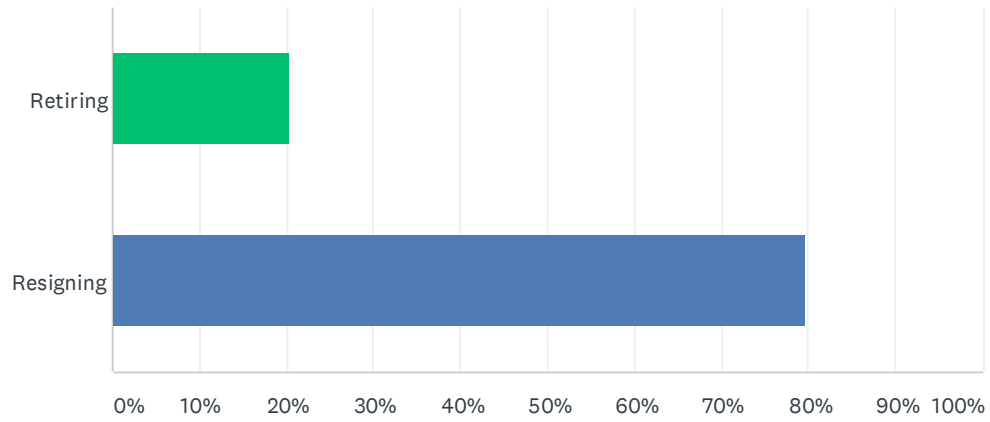
Answered: 79 Skipped: 0



ANSWER CHOICES	RESPONSES	
Teacher	74.68%	59
Administrator (Asst. Supt. Director, Asst. Director, Principal, Asst. Principal, Admin. Intern)	2.53%	2
Coordinator	5.06%	4
Counselor	1.27%	1
Other (please specify)	16.46%	13
<b>TOTAL</b>		<b>79</b>

## Q2 Are you retiring or resigning?

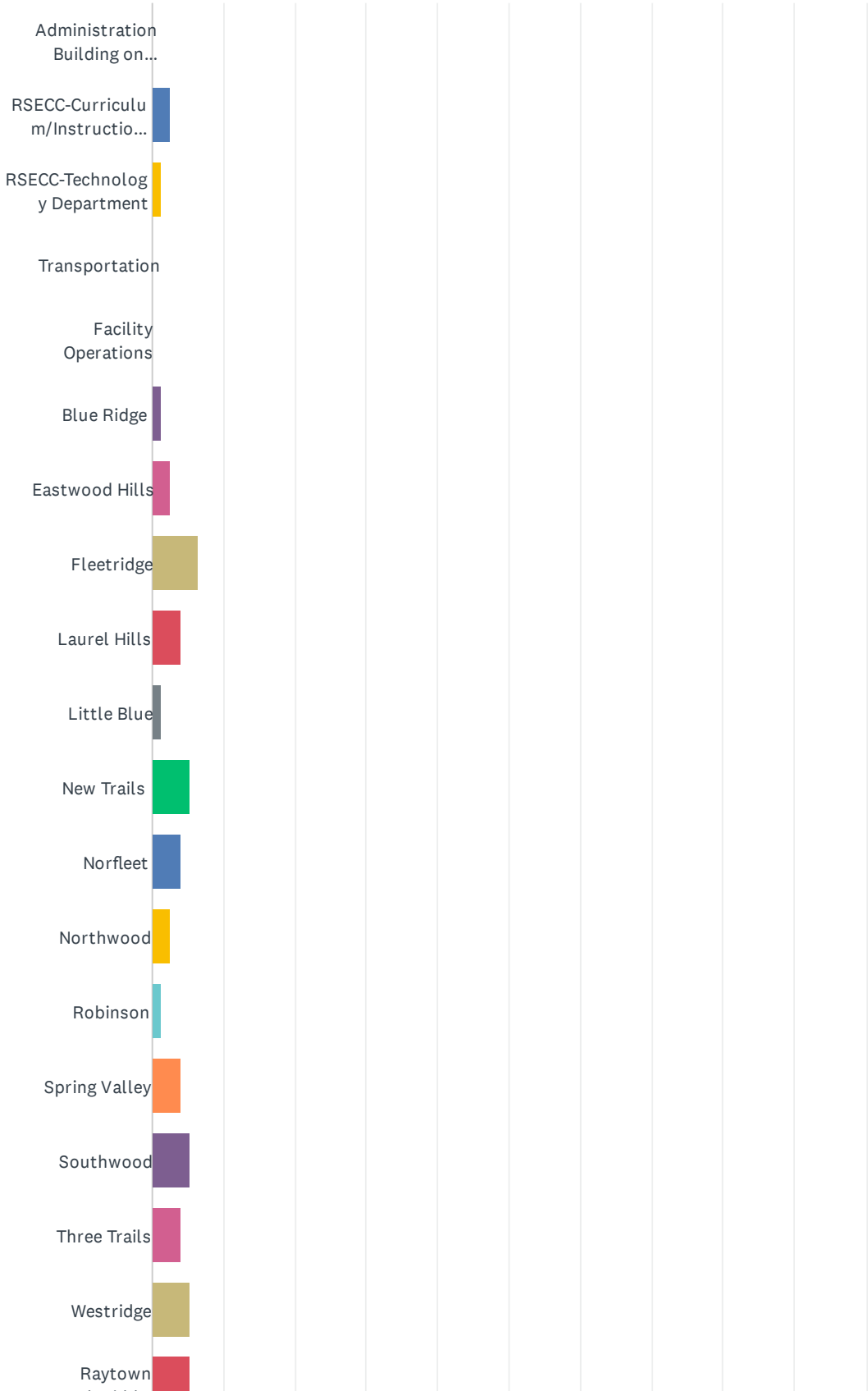
Answered: 79 Skipped: 0



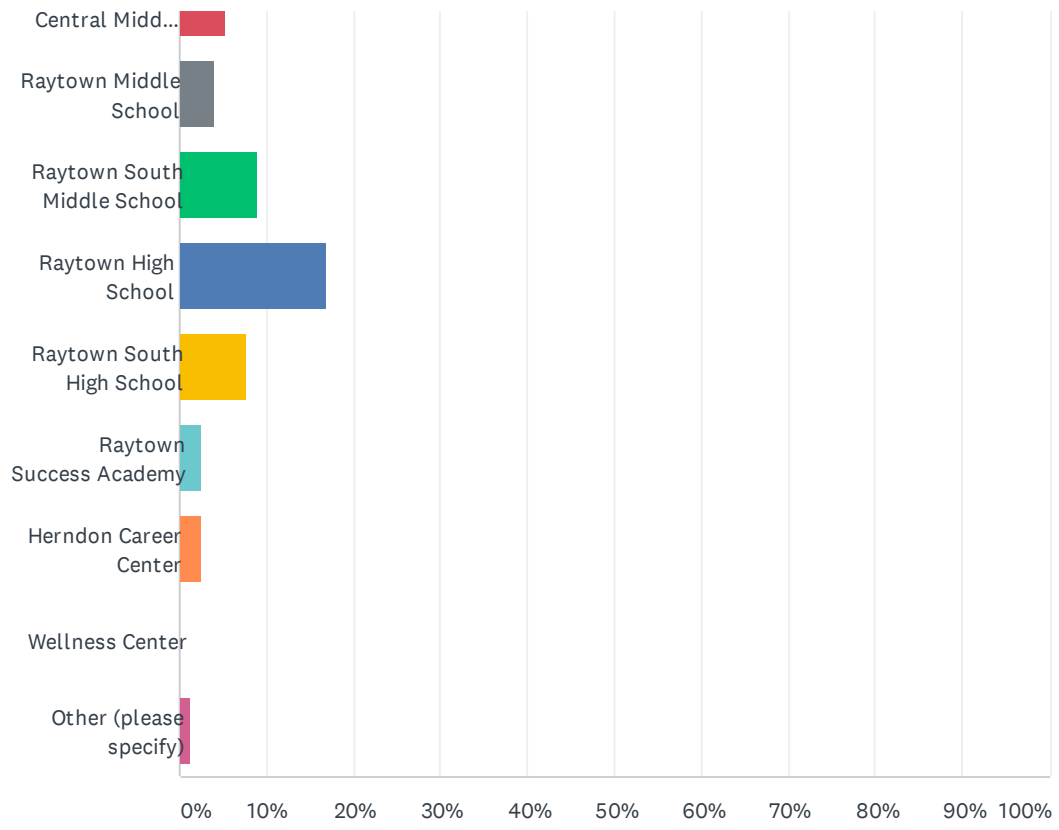
ANSWER CHOICES	RESPONSES	
Retiring	20.25%	16
Resigning	79.75%	63
TOTAL		79

### Q3 Where is your primary assignment?

Answered: 77 Skipped: 2



# 2020-2021 Raytown School District Exit Survey-Instructional Staff

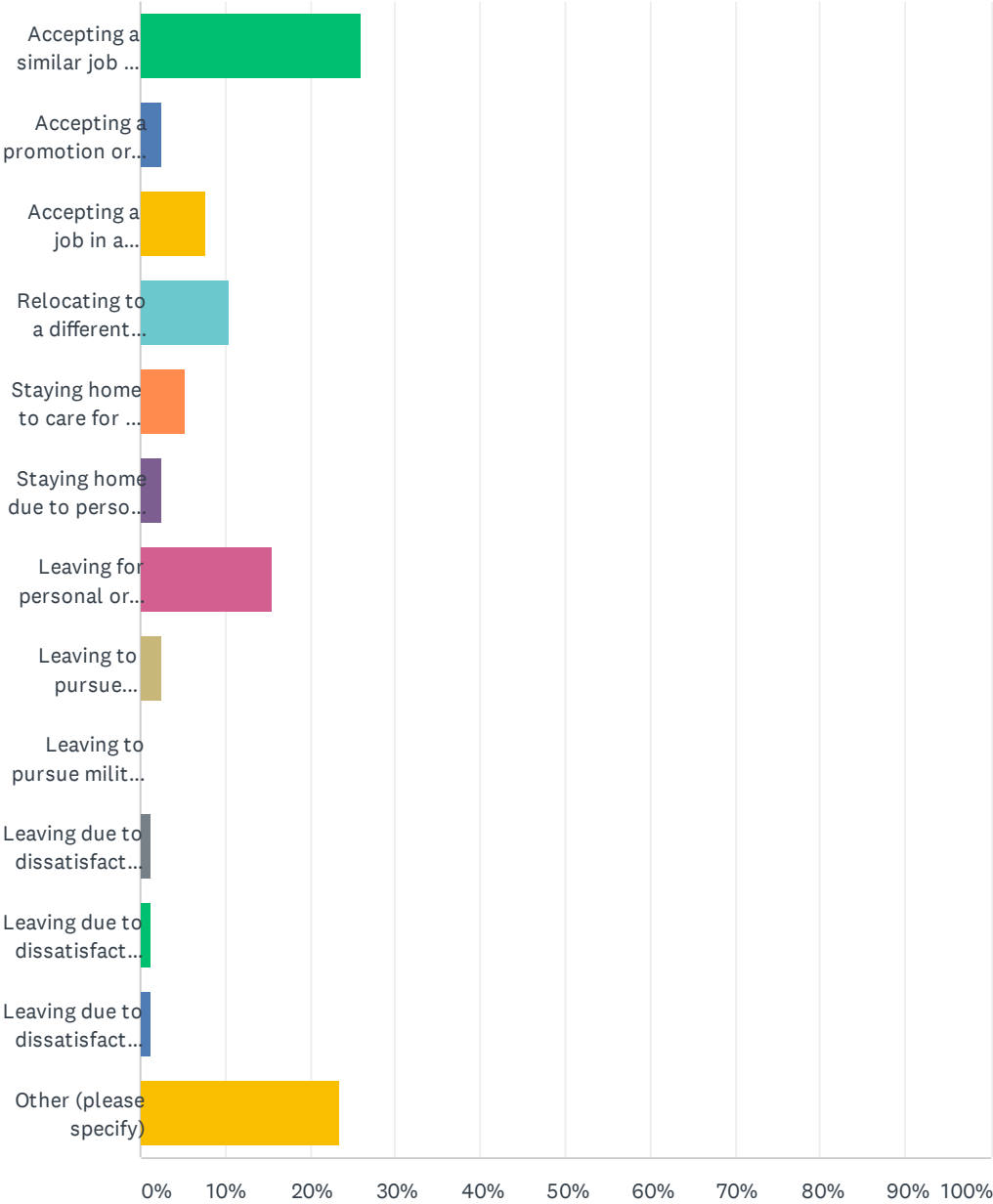


2020-2021 Raytown School District Exit Survey-Instructional Staff

ANSWER CHOICES	RESPONSES	
Administration Building on Raytown Road	0.00%	0
RSECC-Curriculum/Instruction/Summer School/Residency	2.60%	2
RSECC-Technology Department	1.30%	1
Transportation	0.00%	0
Facility Operations	0.00%	0
Blue Ridge	1.30%	1
Eastwood Hills	2.60%	2
Fleetridge	6.49%	5
Laurel Hills	3.90%	3
Little Blue	1.30%	1
New Trails	5.19%	4
Norfleet	3.90%	3
Northwood	2.60%	2
Robinson	1.30%	1
Spring Valley	3.90%	3
Southwood	5.19%	4
Three Trails	3.90%	3
Westridge	5.19%	4
Raytown Central Middle School	5.19%	4
Raytown Middle School	3.90%	3
Raytown South Middle School	9.09%	7
Raytown High School	16.88%	13
Raytown South High School	7.79%	6
Raytown Success Academy	2.60%	2
Herndon Career Center	2.60%	2
Wellness Center	0.00%	0
Other (please specify)	1.30%	1
<b>TOTAL</b>		<b>77</b>

# Q4 Why are you leaving the Raytown School District?

Answered: 77 Skipped: 2

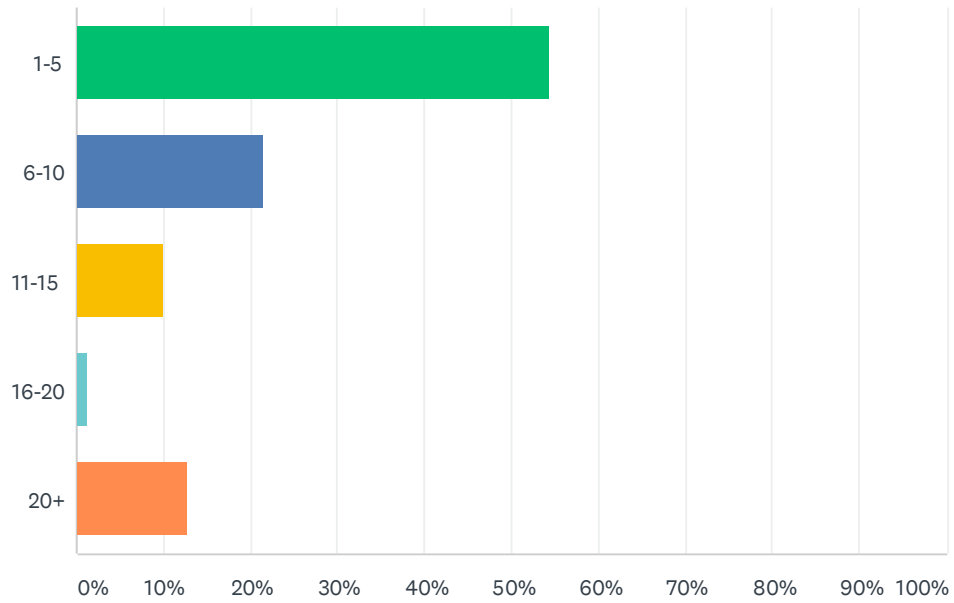


2020-2021 Raytown School District Exit Survey-Instructional Staff

ANSWER CHOICES	RESPONSES	
Accepting a similar job at a different location	25.97%	20
Accepting a promotion or job with more responsibilities	2.60%	2
Accepting a job in a different field	7.79%	6
Relocating to a different area	10.39%	8
Staying home to care for a family member	5.19%	4
Staying home due to personal illness	2.60%	2
Leaving for personal or private reasons	15.58%	12
Leaving to pursue educational opportunities	2.60%	2
Leaving to pursue military career	0.00%	0
Leaving due to dissatisfaction with District	1.30%	1
Leaving due to dissatisfaction with Building	1.30%	1
Leaving due to dissatisfaction with an Administrator	1.30%	1
Other (please specify)	23.38%	18
<b>TOTAL</b>		<b>77</b>

## Q5 How many years have you worked for the District?

Answered: 79 Skipped: 0

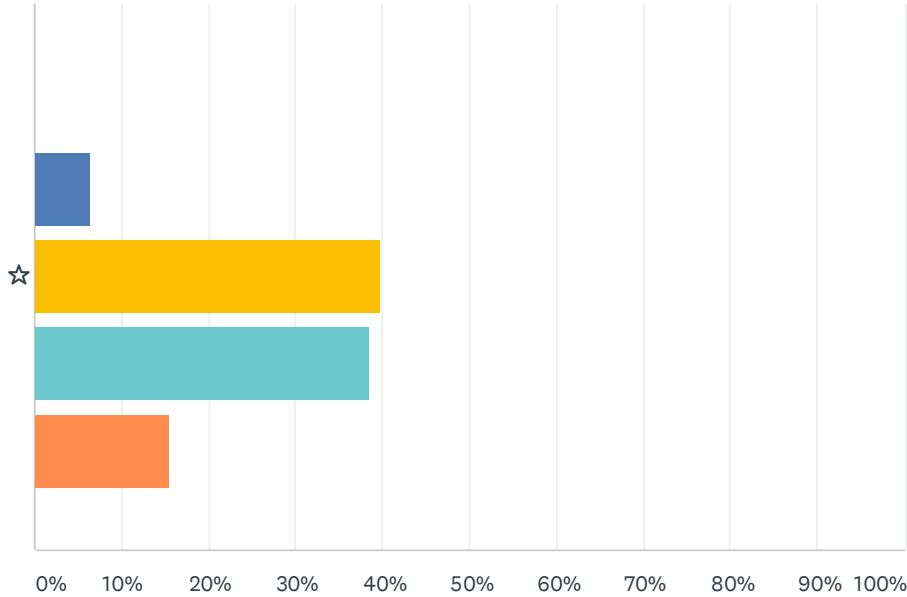


ANSWER CHOICES	RESPONSES	
1-5	54.43%	43
6-10	21.52%	17
11-15	10.13%	8
16-20	1.27%	1
20+	12.66%	10
<b>TOTAL</b>		<b>79</b>



### Q6 How would you rank the Raytown School District in salary and benefits when compared to other school districts?

Answered: 78 Skipped: 1



■ Well Below Most Other Districts 
 ■ Below Average 
 ■ Average 
 ■ Above Average 
 ■ Well Above Most Other Districts

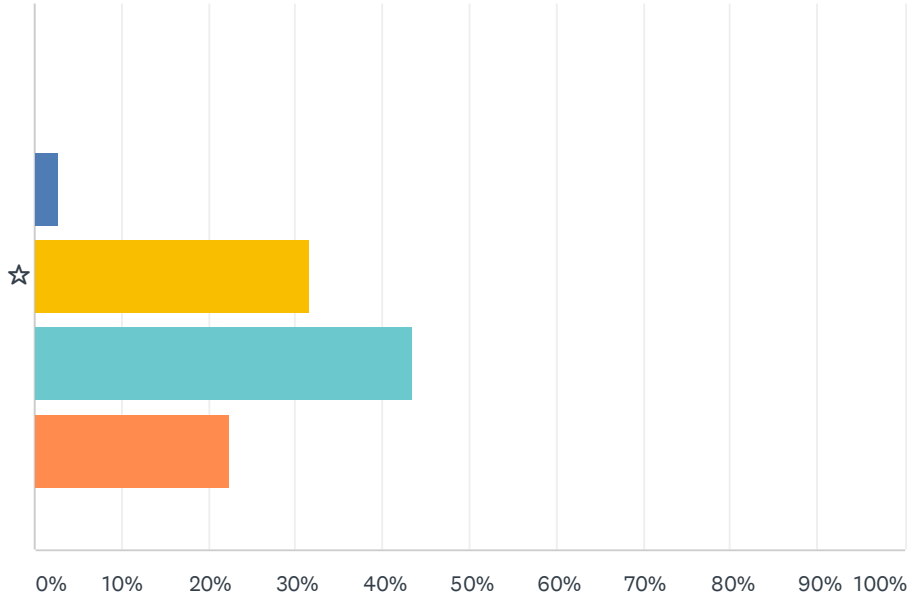
	WELL BELOW MOST OTHER DISTRICTS	BELOW AVERAGE	AVERAGE	ABOVE AVERAGE	WELL ABOVE MOST OTHER DISTRICTS	TOTAL	WEIGHTED AVERAGE
☆	0.00%	6.41%	39.74%	38.46%	15.38%	78	3.63
	0	5	31	30	12		

**Q7 If you wish, please share comments about salary and benefits.**

Answered: 28 Skipped: 51

### Q8 How would you rank the Raytown School District in safety and security when compared to other school districts?

Answered: 76 Skipped: 3



Well Below Most Other Districts Below Average Average Above Average Well Above Most Other Districts

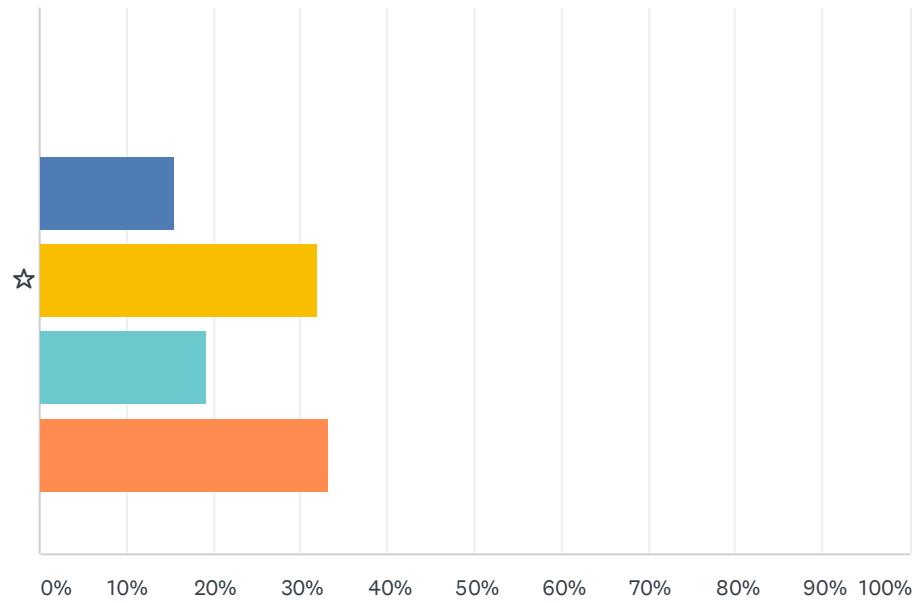
	WELL BELOW MOST OTHER DISTRICTS	BELOW AVERAGE	AVERAGE	ABOVE AVERAGE	WELL ABOVE MOST OTHER DISTRICTS	TOTAL	WEIGHTED AVERAGE
☆	0.00%	2.63%	31.58%	43.42%	22.37%	76	3.86
	0	2	24	33	17		

**Q9 If you wish, please share comments about safety and security.**

Answered: 24 Skipped: 55

### Q10 How would you rank your department or building climate and culture?

Answered: 78 Skipped: 1



■ Well Below Average   
 ■ Below Average   
 ■ Average   
 ■ Above Average  
■ Well Above Average

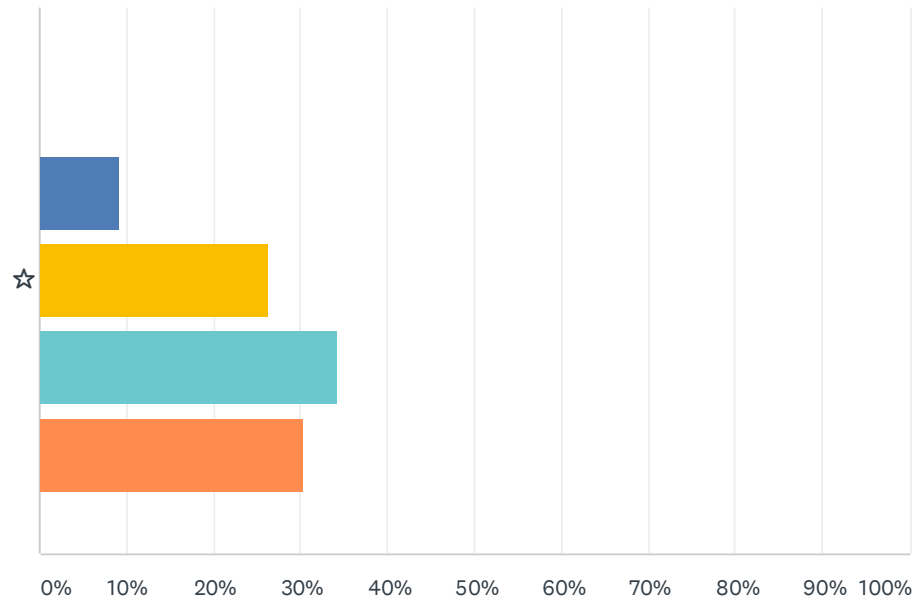
	WELL BELOW AVERAGE	BELOW AVERAGE	AVERAGE	ABOVE AVERAGE	WELL ABOVE AVERAGE	TOTAL	WEIGHTED AVERAGE
☆	0.00%	15.38%	32.05%	19.23%	33.33%	78	3.71
	0	12	25	15	26		

**Q11 If you wish, please share comments about your building or department climate and culture.**

Answered: 27 Skipped: 52

## Q12 How would you rank your collaborative team?

Answered: 76 Skipped: 3



■ Well Below Average   
 ■ Below Average   
 ■ Average   
 ■ Above Average  
■ Well Above Average

	WELL BELOW AVERAGE	BELOW AVERAGE	AVERAGE	ABOVE AVERAGE	WELL ABOVE AVERAGE	TOTAL	WEIGHTED AVERAGE
☆	0.00% 0	9.21% 7	26.32% 20	34.21% 26	30.26% 23	76	3.86

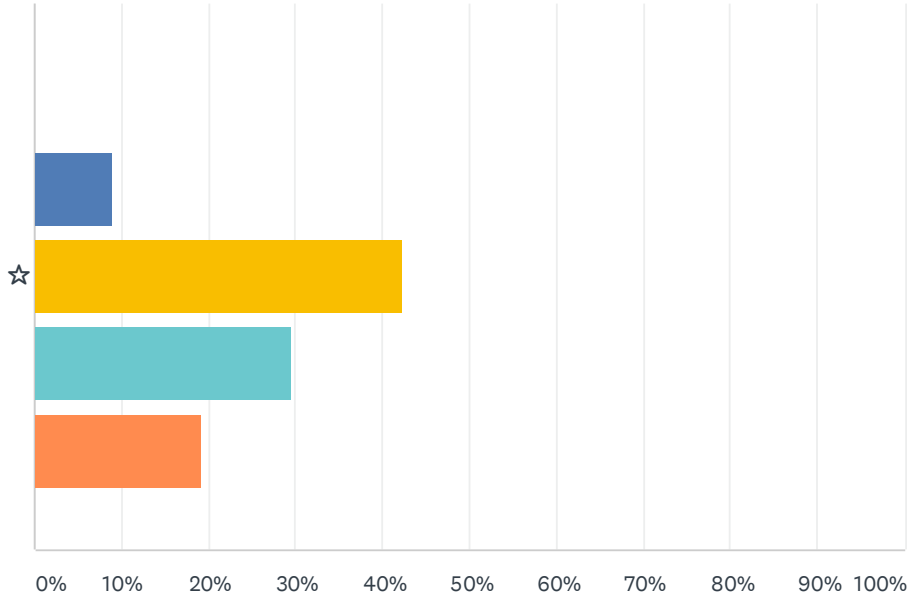
**Q13 If you wish, please share comments about your collaborative team.**

Answered: 22 Skipped: 57



### Q14 How would you rank the District's direction, training, and support in curriculum and instruction?

Answered: 78 Skipped: 1



Well Below Average    Below Average    Average    Above Average  
Well Above Average

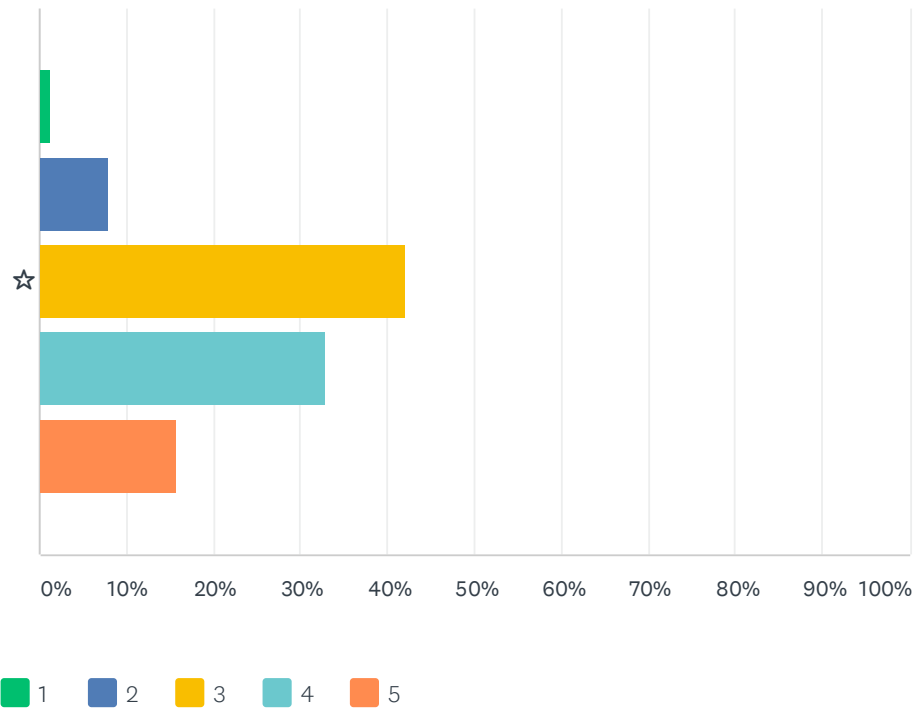
	WELL BELOW AVERAGE	BELOW AVERAGE	AVERAGE	ABOVE AVERAGE	WELL ABOVE AVERAGE	TOTAL	WEIGHTED AVERAGE
☆	0.00%	8.97%	42.31%	29.49%	19.23%	78	3.59
	0	7	33	23	15		

**Q15 If you wish, please share comments about the District's direction, training, and support in curriculum and instruction.**

Answered: 20 Skipped: 59

### Q16 How would you rank the District's direction, training, and support of student management?

Answered: 76 Skipped: 3



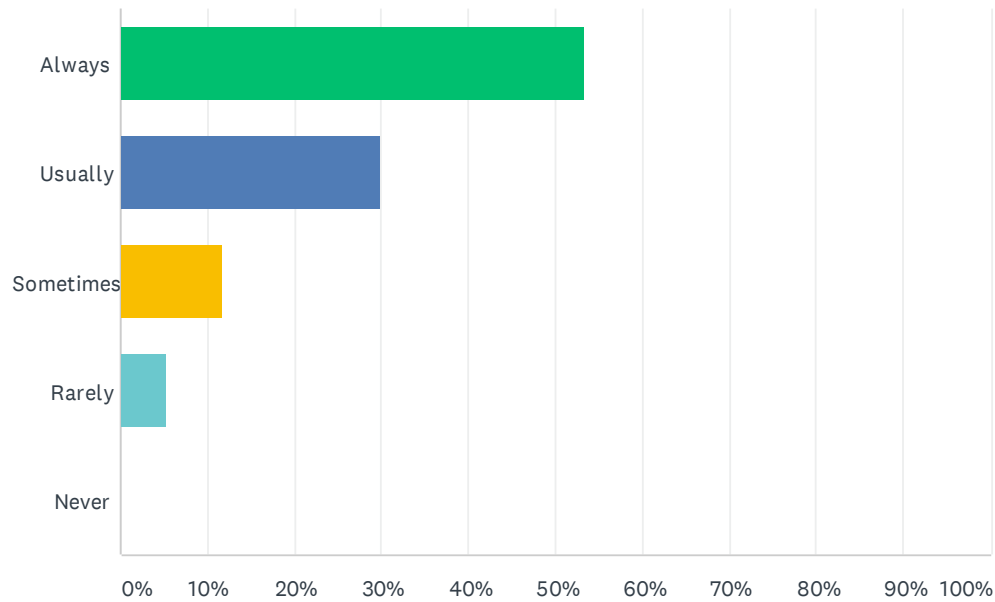
	1	2	3	4	5	TOTAL	WEIGHTED AVERAGE
☆	1.32% 1	7.89% 6	42.11% 32	32.89% 25	15.79% 12	76	3.54

**Q17 If you wish, please share comments about District's direction, training, and support of student management.**

Answered: 22 Skipped: 57

## Q18 Do you feel supported by your supervisor in the area in curriculum and instruction?

Answered: 77 Skipped: 2



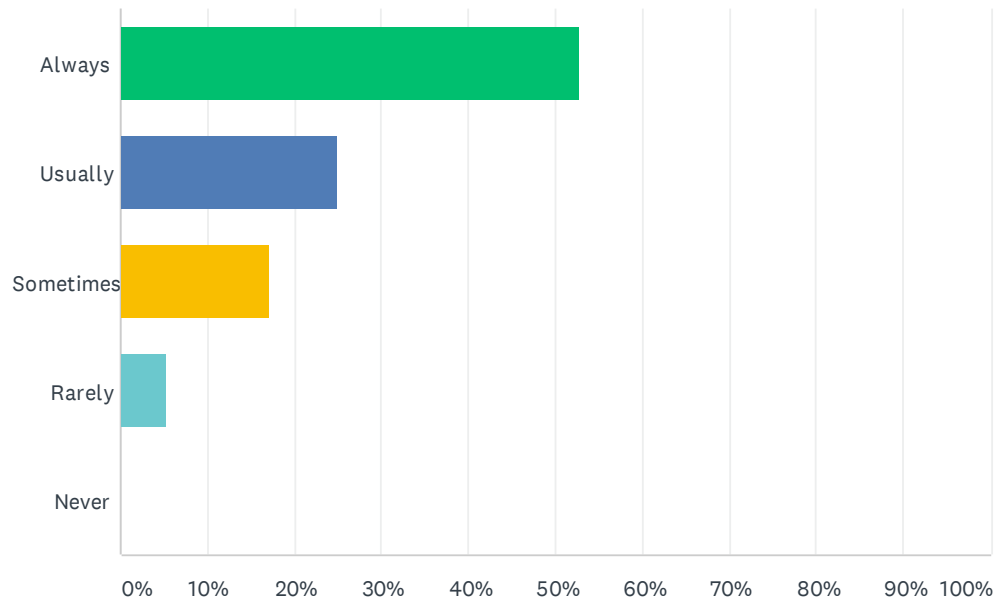
ANSWER CHOICES	RESPONSES	
Always	53.25%	41
Usually	29.87%	23
Sometimes	11.69%	9
Rarely	5.19%	4
Never	0.00%	0
<b>TOTAL</b>		<b>77</b>

**Q19 If you wish, share comments about your supervisor's support in curriculum and instruction.**

Answered: 24 Skipped: 55

## Q20 Do you feel supported by your supervisor in the area of student discipline?

Answered: 76 Skipped: 3



ANSWER CHOICES	RESPONSES	
Always	52.63%	40
Usually	25.00%	19
Sometimes	17.11%	13
Rarely	5.26%	4
Never	0.00%	0
<b>TOTAL</b>		<b>76</b>

**Q21 If you wish, share comments about how your supervisor's support in student discipline.**

Answered: 20 Skipped: 59



Q22 If you have other information to share, please do so below.

Answered: 21 Skipped: 58