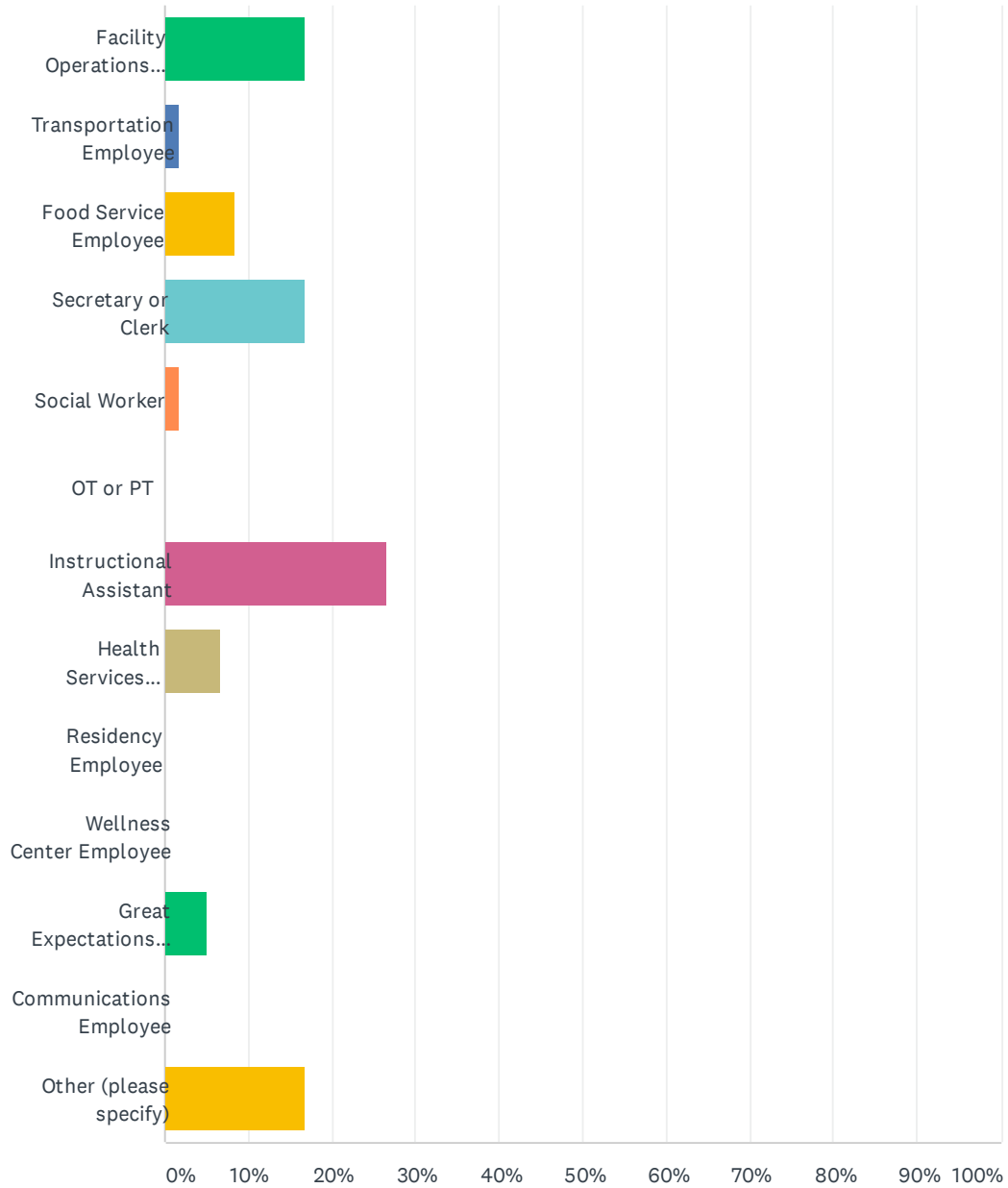


Q1 What is your current position with the Raytown School District?

Answered: 60 Skipped: 1

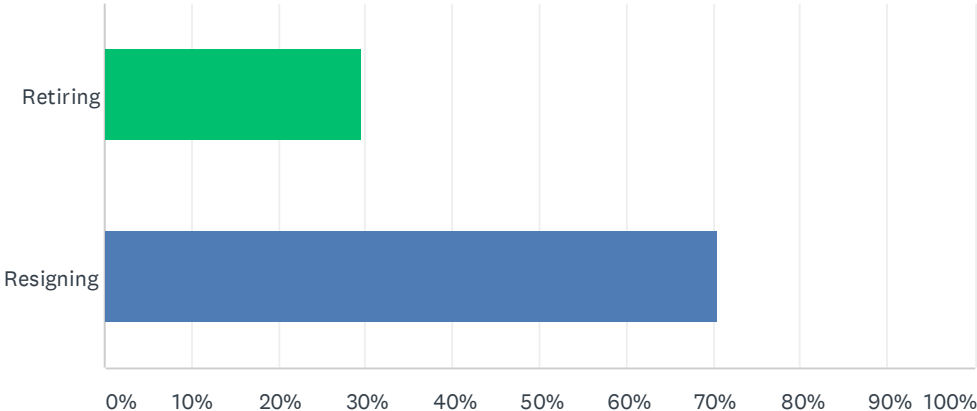


2020-2021 Raytown School District Exit Survey-Support Staff

ANSWER CHOICES	RESPONSES	
Facility Operations Employee (Custodian, Maintenance, etc.)	16.67%	10
Transportation Employee	1.67%	1
Food Service Employee	8.33%	5
Secretary or Clerk	16.67%	10
Social Worker	1.67%	1
OT or PT	0.00%	0
Instructional Assistant	26.67%	16
Health Services Employee	6.67%	4
Residency Employee	0.00%	0
Wellness Center Employee	0.00%	0
Great Expectations Employee	5.00%	3
Communications Employee	0.00%	0
Other (please specify)	16.67%	10
TOTAL		60

Q2 Are you retiring or resigning?

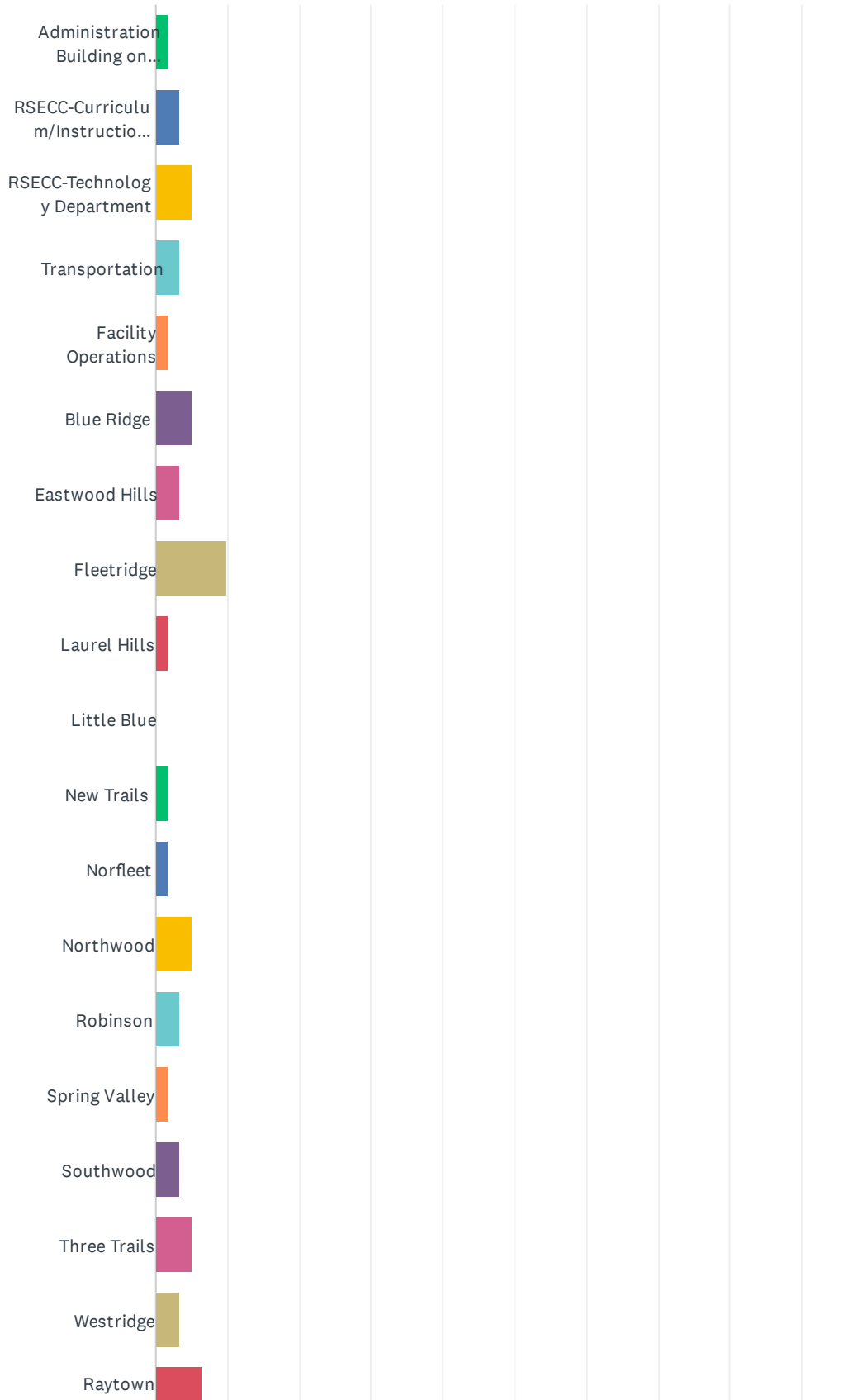
Answered: 61 Skipped: 0



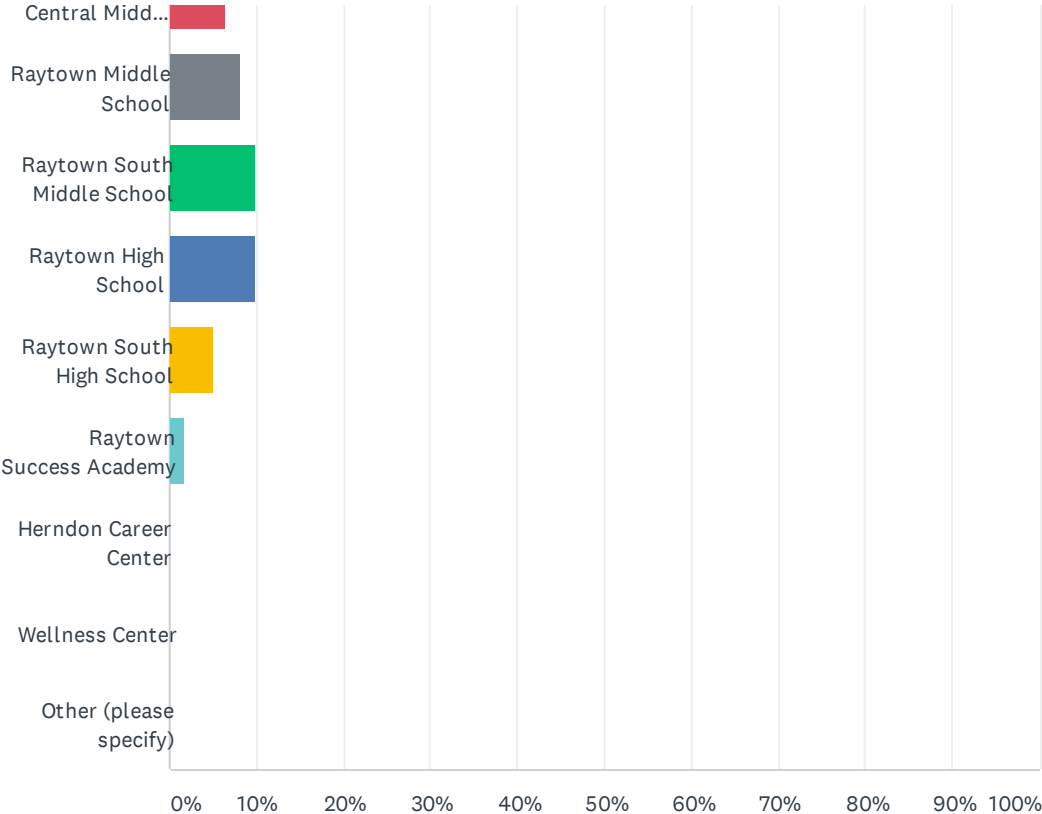
ANSWER CHOICES	RESPONSES	
Retiring	29.51%	18
Resigning	70.49%	43
TOTAL		61

Q3 Where is your primary assignment?

Answered: 61 Skipped: 0



2020-2021 Raytown School District Exit Survey-Support Staff

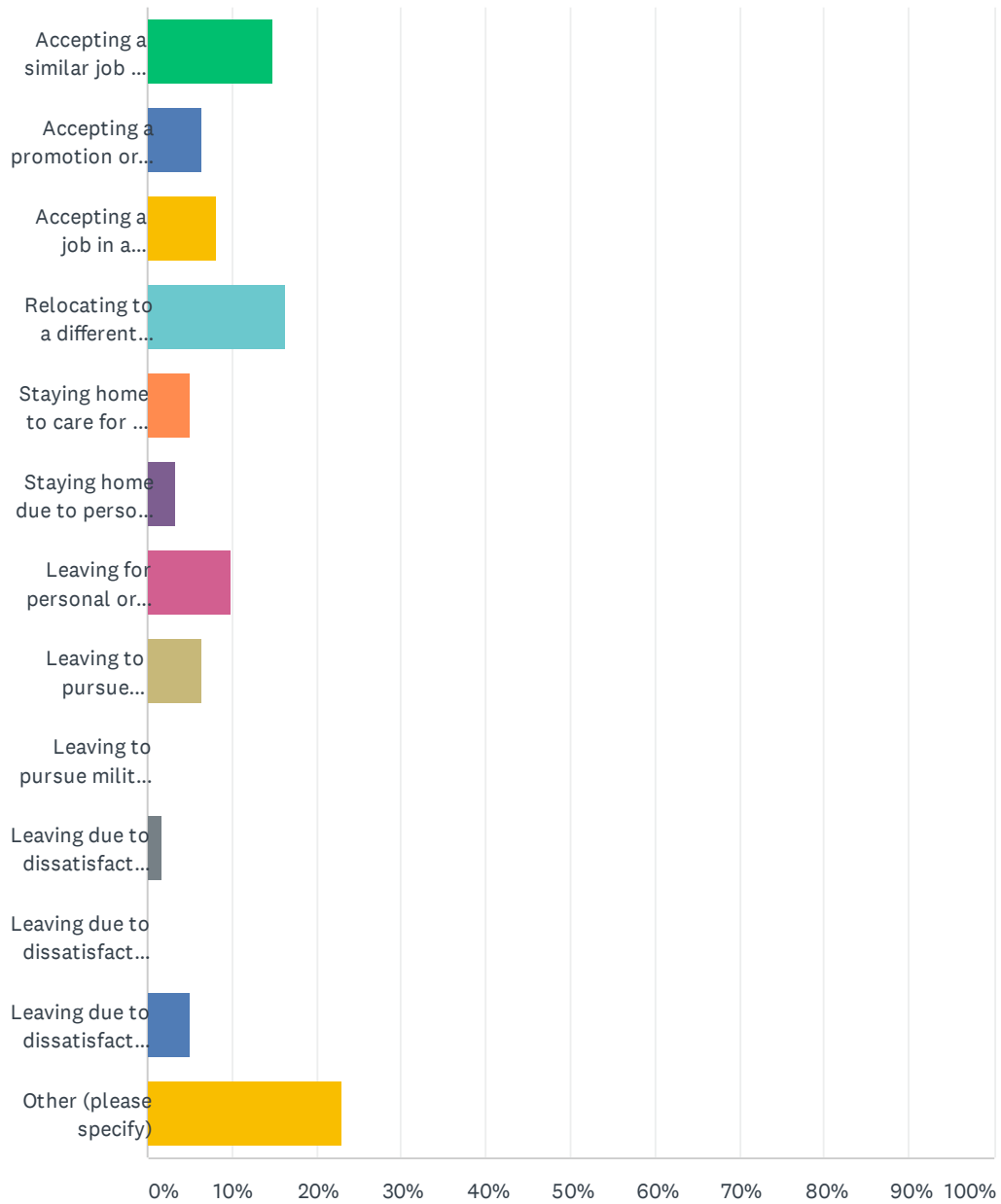


2020-2021 Raytown School District Exit Survey-Support Staff

ANSWER CHOICES	RESPONSES	
Administration Building on Raytown Road	1.64%	1
RSECC-Curriculum/Instruction/Summer School/Residency	3.28%	2
RSECC-Technology Department	4.92%	3
Transportation	3.28%	2
Facility Operations	1.64%	1
Blue Ridge	4.92%	3
Eastwood Hills	3.28%	2
Fleetridge	9.84%	6
Laurel Hills	1.64%	1
Little Blue	0.00%	0
New Trails	1.64%	1
Norfleet	1.64%	1
Northwood	4.92%	3
Robinson	3.28%	2
Spring Valley	1.64%	1
Southwood	3.28%	2
Three Trails	4.92%	3
Westridge	3.28%	2
Raytown Central Middle School	6.56%	4
Raytown Middle School	8.20%	5
Raytown South Middle School	9.84%	6
Raytown High School	9.84%	6
Raytown South High School	4.92%	3
Raytown Success Academy	1.64%	1
Herndon Career Center	0.00%	0
Wellness Center	0.00%	0
Other (please specify)	0.00%	0
TOTAL		61

Q4 Why are you leaving the Raytown School District?

Answered: 61 Skipped: 0

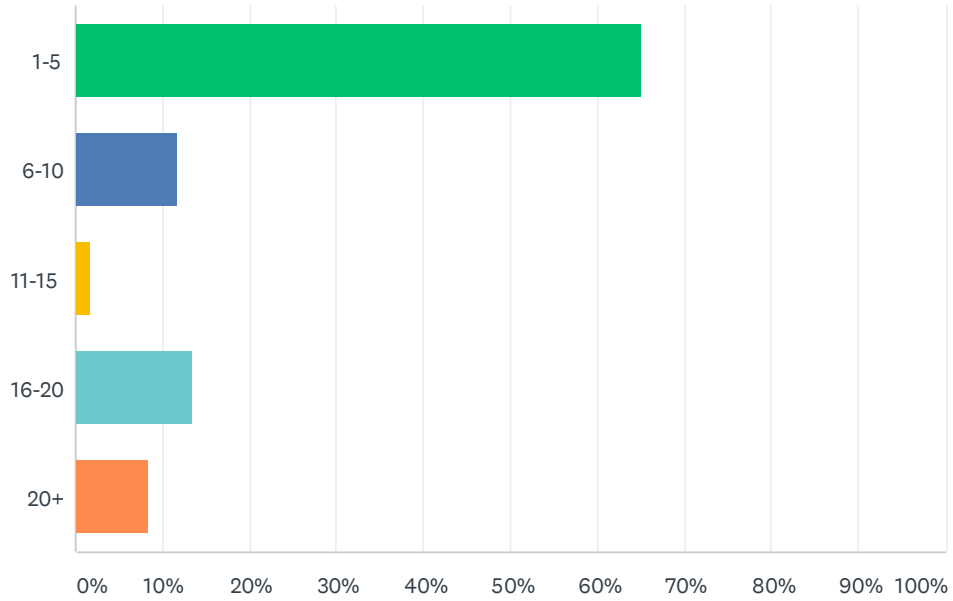


2020-2021 Raytown School District Exit Survey-Support Staff

ANSWER CHOICES	RESPONSES	
Accepting a similar job at a different location	14.75%	9
Accepting a promotion or job with more responsibilities	6.56%	4
Accepting a job in a different field	8.20%	5
Relocating to a different area	16.39%	10
Staying home to care for a family member	4.92%	3
Staying home due to personal illness	3.28%	2
Leaving for personal or private reasons	9.84%	6
Leaving to pursue educational opportunities	6.56%	4
Leaving to pursue military career	0.00%	0
Leaving due to dissatisfaction with District	1.64%	1
Leaving due to dissatisfaction with Building	0.00%	0
Leaving due to dissatisfaction with an Administrator	4.92%	3
Other (please specify)	22.95%	14
TOTAL		61

Q5 How many years have you worked for the District?

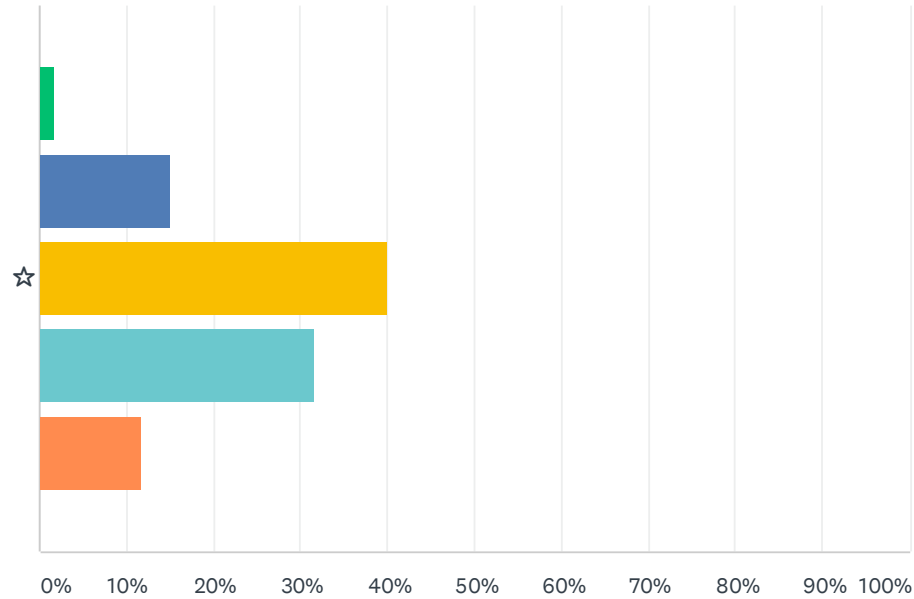
Answered: 60 Skipped: 1



ANSWER CHOICES	RESPONSES	
1-5	65.00%	39
6-10	11.67%	7
11-15	1.67%	1
16-20	13.33%	8
20+	8.33%	5
TOTAL		60

Q6 How would you rank the Raytown School District in the salary and benefits when compared to other school districts?

Answered: 60 Skipped: 1



■ Well Below Most Other Districts
 ■ Below Average
 ■ Average
 ■ Above Average
 ■ Well Above Most Other Districts

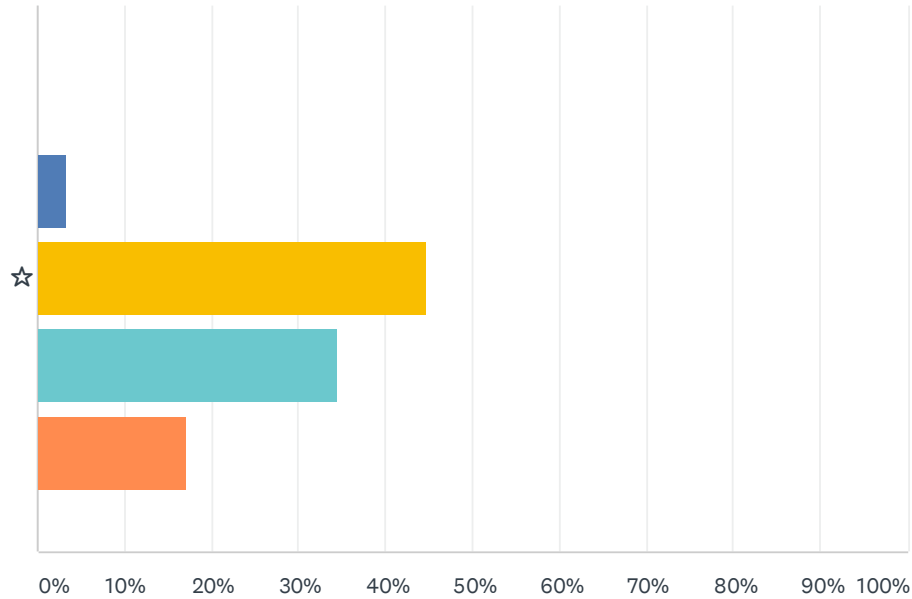
	WELL BELOW MOST OTHER DISTRICTS	BELOW AVERAGE	AVERAGE	ABOVE AVERAGE	WELL ABOVE MOST OTHER DISTRICTS	TOTAL	WEIGHTED AVERAGE
☆	1.67%	15.00%	40.00%	31.67%	11.67%	60	3.37
	1	9	24	19	7		

Q7 If you wish, please share comments about salary and benefits.

Answered: 25 Skipped: 36

Q8 How would you rank the Raytown School District in safety and security when compared to other school districts?

Answered: 58 Skipped: 3



■ Well Below Most Other Districts
 ■ Below Average
 ■ Average
■ Above Average
 ■ Well Above Most Other Districts

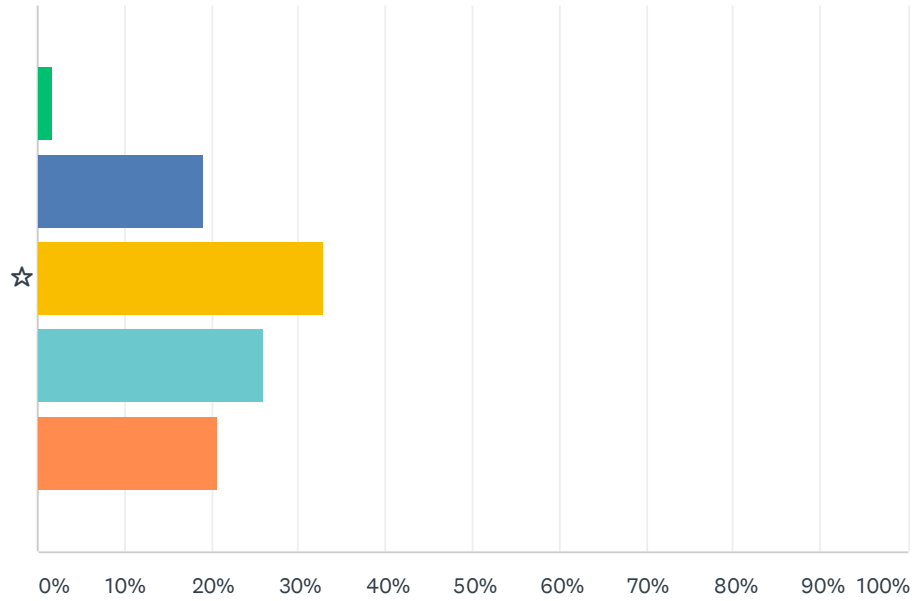
	WELL BELOW MOST OTHER DISTRICTS	BELOW AVERAGE	AVERAGE	ABOVE AVERAGE	WELL ABOVE MOST OTHER DISTRICTS	TOTAL	WEIGHTED AVERAGE
☆	0.00%	3.45%	44.83%	34.48%	17.24%	58	3.66
	0	2	26	20	10		

Q9 If you wish, please share comments about safety and security.

Answered: 17 Skipped: 44

Q10 How would you rank the training you received for your position with Raytown?

Answered: 58 Skipped: 3



■ Poor
 ■ Below Average
 ■ Adequate
 ■ Good
 ■ Great

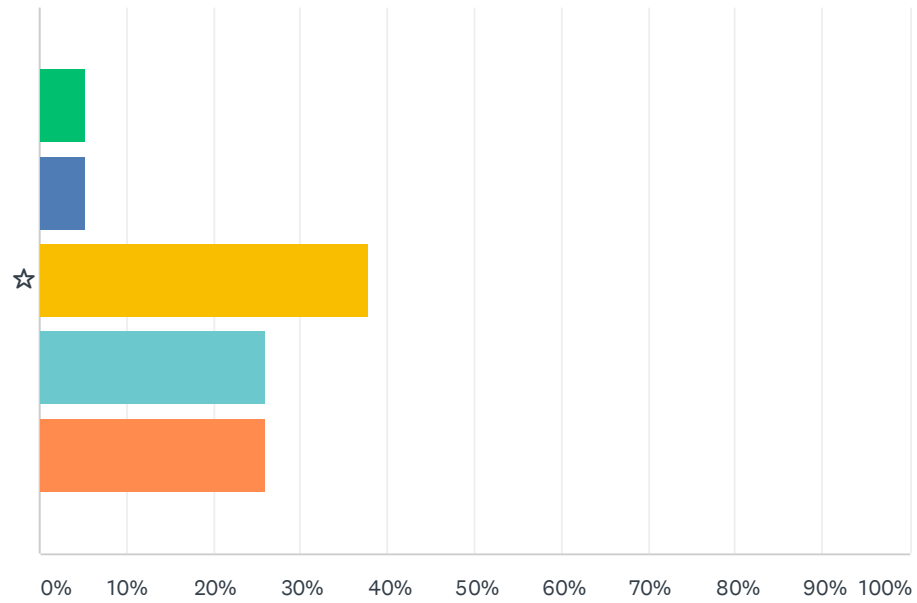
	POOR	BELOW AVERAGE	ADEQUATE	GOOD	GREAT	TOTAL	WEIGHTED AVERAGE
☆	1.72% 1	18.97% 11	32.76% 19	25.86% 15	20.69% 12	58	3.45

Q11 If you wish, please share comments about training.

Answered: 18 Skipped: 43

Q12 How would you rank your department or building climate and culture?

Answered: 58 Skipped: 3



Well Below Average Below Average Average Above Average
Well Above Average

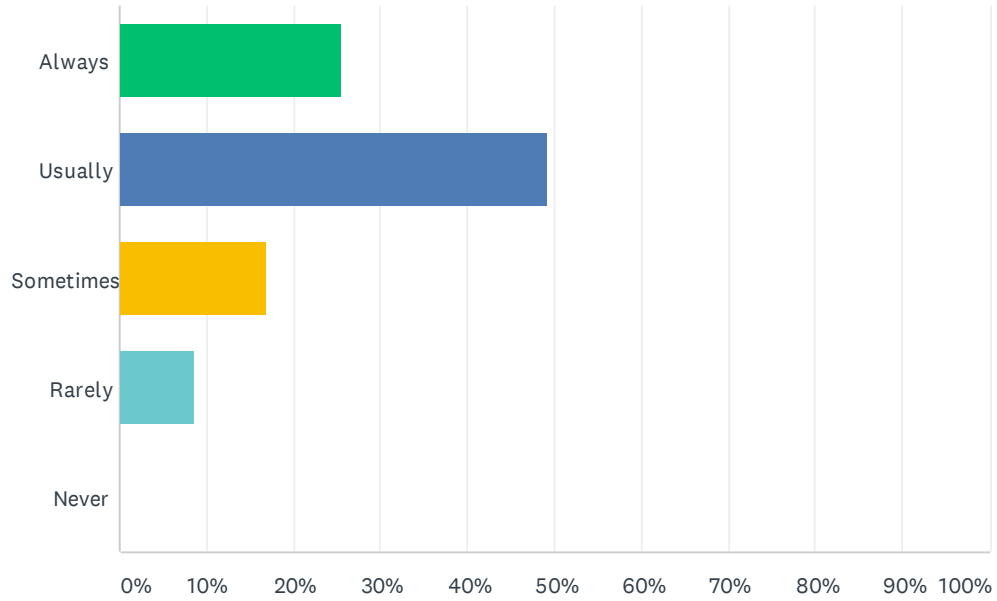
	WELL BELOW AVERAGE	BELOW AVERAGE	AVERAGE	ABOVE AVERAGE	WELL ABOVE AVERAGE	TOTAL	WEIGHTED AVERAGE
☆	5.17% 3	5.17% 3	37.93% 22	25.86% 15	25.86% 15	58	3.62

Q13 If you wish, please share comments about climate and culture.

Answered: 19 Skipped: 42

Q14 Do you feel supported by the District?

Answered: 59 Skipped: 2



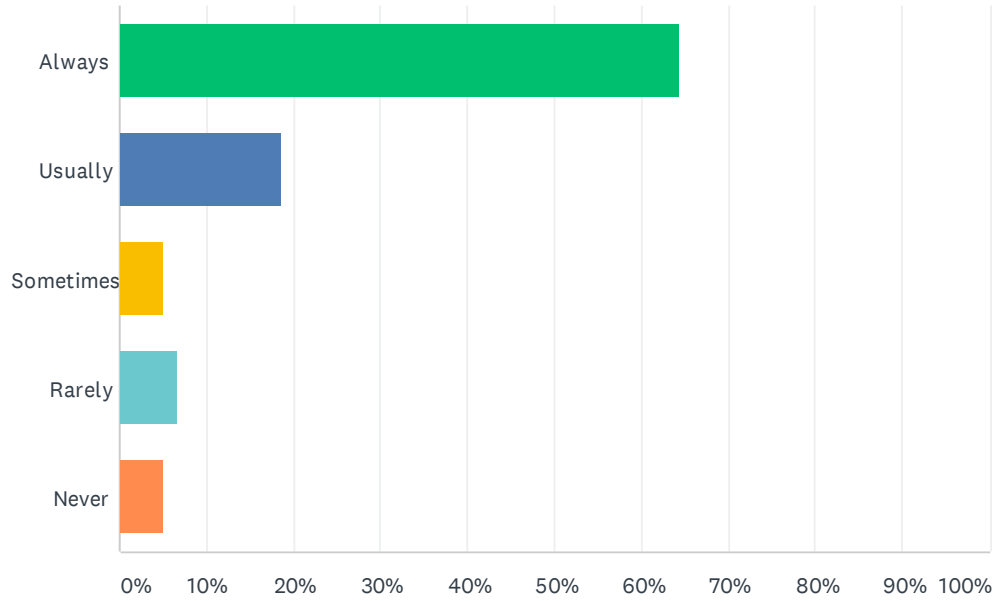
ANSWER CHOICES	RESPONSES	
Always	25.42%	15
Usually	49.15%	29
Sometimes	16.95%	10
Rarely	8.47%	5
Never	0.00%	0
TOTAL		59

Q15 If you wish, please share comments about the District's support.

Answered: 14 Skipped: 47

Q16 Do you feel supported by your supervisor?

Answered: 59 Skipped: 2



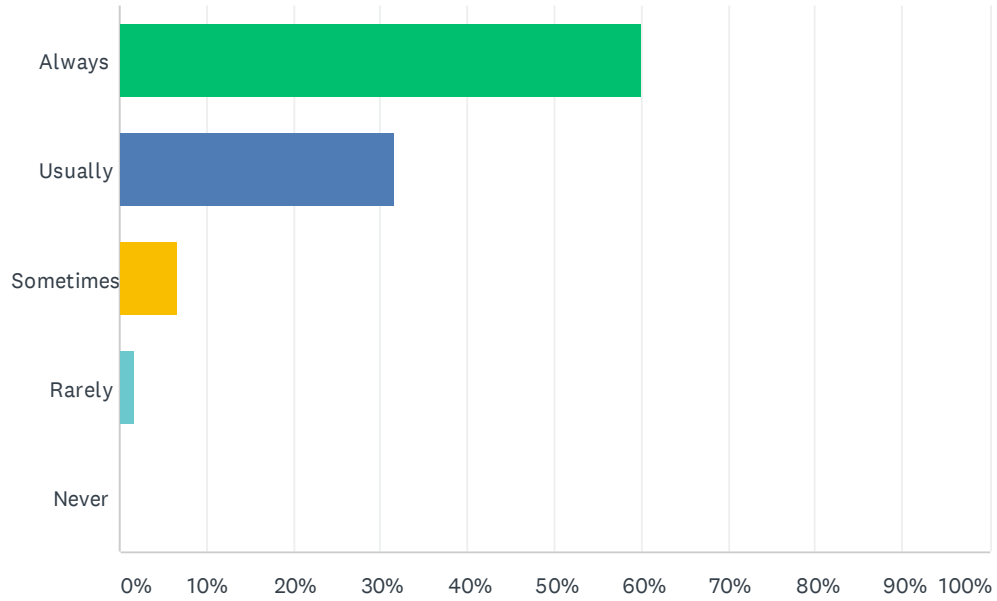
ANSWER CHOICES	RESPONSES	
Always	64.41%	38
Usually	18.64%	11
Sometimes	5.08%	3
Rarely	6.78%	4
Never	5.08%	3
TOTAL		59

Q17 If you wish, share comments about your supervisor's support.

Answered: 20 Skipped: 41

Q18 Do you feel supported by your collaborative team or colleagues?

Answered: 60 Skipped: 1



ANSWER CHOICES	RESPONSES	
Always	60.00%	36
Usually	31.67%	19
Sometimes	6.67%	4
Rarely	1.67%	1
Never	0.00%	0
TOTAL		60

Q19 If you wish, share comments about your collaborative team or colleagues.

Answered: 13 Skipped: 48

Q20 If you have other information to share, please do so below.

Answered: 10 Skipped: 51